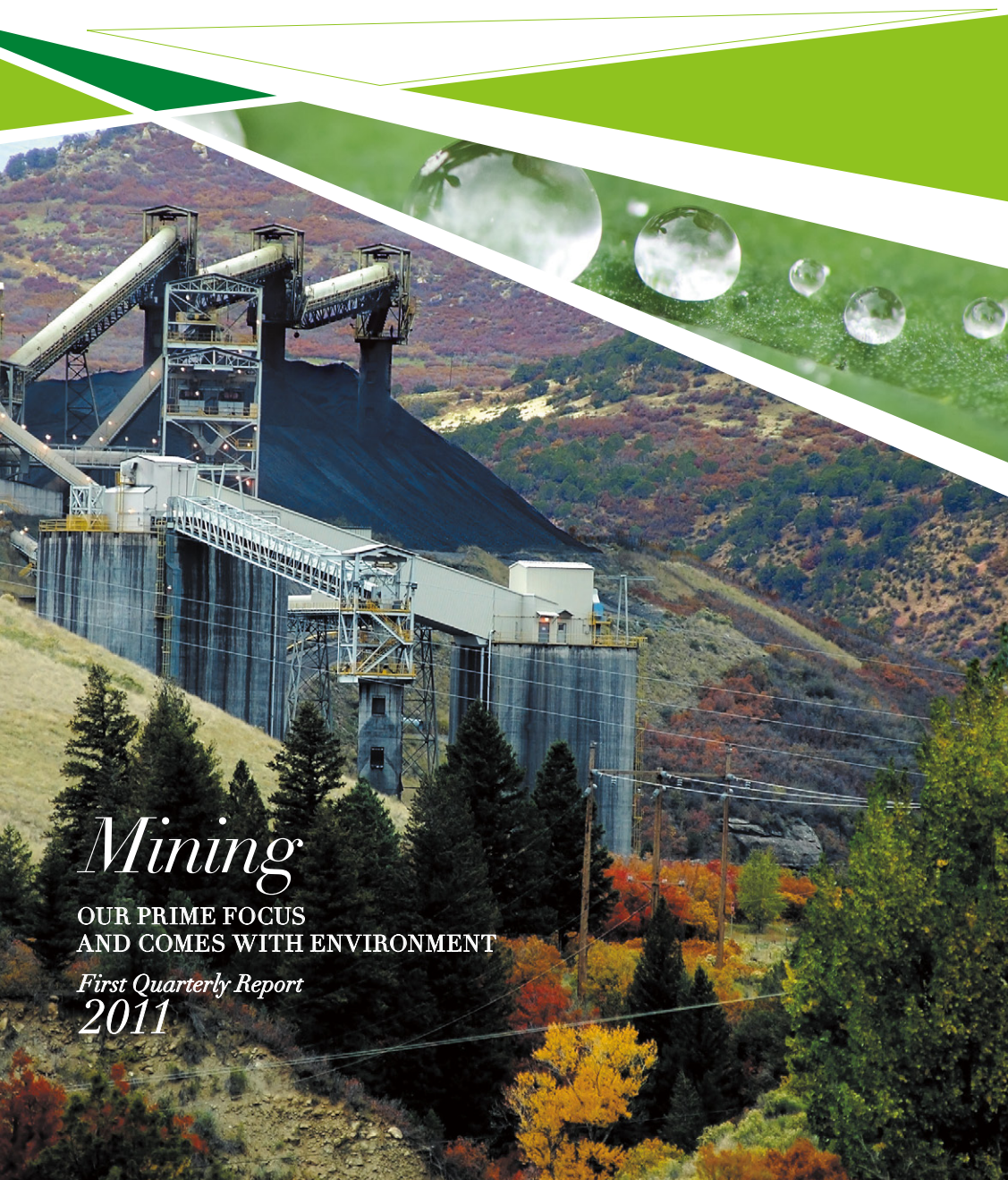




Sun International Group Limited
太陽國際集團有限公司

(Incorporated in the Cayman Islands with limited liability)

Stock Code: 8029



Mining

OUR PRIME FOCUS
AND COMES WITH ENVIRONMENT

First Quarterly Report
2011



CHARACTERISTICS OF THE GROWTH ENTERPRISE MARKET (“GEM”) OF THE STOCK EXCHANGE OF HONG KONG LIMITED (THE “STOCK EXCHANGE”)

GEM has been positioned as a market designed to accommodate companies to which a high investment risk may be attached other than companies listed on the Stock Exchange. Prospective investors should be aware of the potential risks of investing in such companies and should make the decision to invest only after due and careful consideration. The greater risk profile and other characteristics of GEM mean that it is a market more suited to professional and other sophisticated investors.

Given the emerging nature of companies listed on GEM, there is a risk that securities traded on GEM may be more susceptible to high market volatility than securities traded on the Main Board of the Stock Exchange and no assurance is given that there will be a liquid market in the securities traded on GEM.

Hong Kong Exchanges and Clearing Limited and The Stock Exchange of Hong Kong Limited take no responsibility for the contents of this report, make no representation as to its accuracy or completeness and expressly disclaim any liability whatsoever for any loss howsoever arising from or in reliance upon the whole or any part of the contents of this report.

This report, for which the Directors collectively and individually accept full responsibility, includes particulars given in compliance with the GEM Listing Rules for the purpose of giving information with regard to the Group. The Directors, having made all reasonable enquiries, confirm that, to the best of their knowledge and belief: (1) the information contained in this report is accurate and complete in all material respects and not misleading; (2) there are no other matters the omission of which would make any statement in this report misleading; and (3) all opinions expressed in this report have been arrived at after due and careful consideration and are founded on bases and assumptions that are fair and reasonable.

FINANCIAL SUMMARY (UNAUDITED)

- Turnover of the Group was approximately HK\$56,295,000 for the three months ended 30 June 2011, representing an increase of approximately 34% from the corresponding period in the previous fiscal year.
- For the three months ended 30 June 2011, gross profit of the Group was approximately HK\$44,768,000 as compared to the gross profit of approximately HK\$34,507,000 from the corresponding period in the previous fiscal year.
- Profit attributable to shareholders of the Group for the three months ended 30 June 2011 amounted to approximately HK\$11,679,000 as compared to profit of approximately HK\$16,623,000 from the corresponding period in the previous fiscal year.
- The Directors do not recommend the payment of an interim dividend for the three months ended 30 June 2011 (2010: Nil).

CONSOLIDATED FIRST QUARTERLY RESULTS FOR 2011 (UNAUDITED)

The board of Directors (the “Board”) of the Company hereby announces the unaudited consolidated results of the Group for the three months ended 30 June 2011 together with the comparative unaudited figures for the corresponding period in 2010 as follows:

Condensed Consolidated Statement of Comprehensive Income

For the three months ended 30 June 2011

	Note	For the three months ended 30 June	
		2011 HK\$	2010 HK\$
Revenue	2	56,294,557	41,979,727
Direct costs		(11,526,319)	(7,473,137)
Gross Profit		44,768,238	34,506,590
Other operating income		777,148	576,421
Amortization		(22,390)	(398,117)
Administrative expenses		(22,767,519)	(17,228,861)
Finance costs		(7,227,852)	(9,108)
Profit before taxation		15,527,625	17,446,925
Income tax expense	3	(3,310,861)	(2,073,077)
Profit for the period		12,216,764	15,373,848
Other comprehensive income:			
Currency translation differences		(2,219,256)	20,225
Total comprehensive income for the period		9,997,508	15,394,073

	Note	For the three months ended 30 June	
		2011 HK\$	2010 HK\$
Attributable to:			
Equity holders of the Company		11,679,222	16,623,141
Non-controlling interests		537,542	(1,249,293)
		12,216,764	15,373,848
Total comprehensive income for the period attributable to:			
Equity holders of the Company		9,428,493	16,638,451
Non-controlling interests		569,015	(1,244,378)
		9,997,508	15,394,073
Dividend	4	—	—
Earnings per share	5		
Basic (HK cents per share)		1.26	1.82
Diluted (HK cents per share)		1.74	1.78

Condensed Consolidation Statement of Changes in Equity

For the three months ended 30 June 2011

	Attributable to equity holders of the Company											Total HK\$
	Share capital HK\$	Share premium HK\$	Merger deficit HK\$	Share option reserve HK\$	Convertible notes reserve HK\$	Exchange translation reserve HK\$	Capital redemption reserve HK\$	Retained profits HK\$	Sub-total HK\$	Non- controlling interests HK\$		
At 1 April 2010 (Audited)	36,604,400	735,348,657	(119,998)	33,610,939	—	(235,839)	254,600	248,438,783	1,053,901,542	367,011,957	1,420,913,499	
Profit for the three months ended 30 June 2010	—	—	—	—	—	—	—	16,623,141	16,623,141	(1,249,293)	15,373,848	
Other comprehensive income: Currency translation differences	—	—	—	—	—	15,310	—	—	15,310	4,915	20,225	
Total comprehensive income for the three months ended 30 June 2010	—	—	—	—	—	15,310	—	16,623,141	16,638,451	(1,244,378)	15,394,073	
At 30 June 2010 (Unaudited)	36,604,400	735,348,657	(119,998)	33,610,939	—	(220,529)	254,600	265,061,924	1,070,539,993	365,767,579	1,436,307,572	
At 1 April 2011 (Audited)	37,104,000	747,247,169	369,866	38,254,919	18,366,388	(1,757,702)	254,600	321,716,889	1,161,556,129	404,024,743	1,565,580,872	
Profit for the three months ended 30 June 2011	—	—	—	—	—	—	—	11,679,222	11,679,222	537,542	12,216,764	
Other comprehensive income: Currency translation differences	—	—	—	—	—	(2,250,729)	—	—	(2,250,729)	31,473	(2,219,256)	
Total comprehensive income for the three months ended 30 June 2011	—	—	—	—	—	(2,250,729)	—	11,679,222	9,428,493	569,015	9,997,508	
At 30 June 2011 (Unaudited)	37,104,000	747,247,169	369,866	38,254,919	18,366,388	(4,008,431)	254,600	333,396,111	1,170,984,622	404,593,758	1,575,578,380	

Notes to the Unaudited Consolidated Financial Results

1. BASIS OF PREPARATION

The unaudited consolidated results have been prepared in accordance with the Hong Kong Financial Reporting Standards and Hong Kong Accounting Standards issued by the Hong Kong Institute of Certified Public Accountants, accounting principles generally accepted in Hong Kong and the disclosure requirements of the GEM Listing Rules.

The unaudited consolidated results have been prepared under the historical cost convention except for certain properties and certain financial instruments, which are measured at fair values.

The accounting policies used in preparing the unaudited consolidated results are consistent with those used in the Group's annual financial statements for the year ended 31 March 2011.

The unaudited consolidated results of the Group for the three months ended 30 June 2011 are unaudited but have been reviewed by the Company's Audit Committee.

2. REVENUE

Revenue represents the net amounts received and receivable from services provided by the Group to outside customers and is analysed as follows:

	For the three months ended 30 June	
	2011 HK\$	2010 HK\$
Computer software solution and services	28,215,042	20,719,068
Hotel services	20,383,407	21,185,092
Mining services	7,696,108	—
Others	—	75,567
	56,294,557	41,979,727

3. INCOME TAX EXPENSE

Hong Kong and overseas profits tax has been provided at the rate of 16.5% (2010: 16.5%) and at the rates of taxation prevailing in the country in which the Group operates respectively.

	For the three months ended 30 June	
	2011 HK\$	2010 HK\$
Current income tax		
— Hong Kong profits tax	3,267,533	2,057,005
— Overseas taxation	43,328	16,072
	3,310,861	2,073,077

4. DIVIDEND

The Directors do not recommend the payment of an interim dividend for the three months ended 30 June 2011 (2010: Nil).

5. EARNINGS PER SHARE

The calculation of the basic and diluted earnings per share is based on the following data:

	For the three months ended 30 June	
	2011 HK\$	2010 HK\$
Profit attributable to equity holders of the Company for the purpose of basic earnings per share	11,679,222	16,623,141
Profit attributable to equity holders of the Company for the purpose of diluted earnings per share	18,903,434	16,623,141

5. EARNINGS PER SHARE *(Continued)*

	Number of shares	
	2011	2010
Weighted average number of ordinary shares for the purpose of basic earnings per share	927,600,000	915,110,000
Effect of dilutive potential ordinary shares: share options	67,687,867	17,203,333
Effect of dilutive potential ordinary shares: convertible notes	88,674,902	—
Weighted average number of ordinary shares for the purposes of diluted earnings per share	1,083,962,769	932,313,333

Diluted earnings per share is calculated adjusting the weighted average number of ordinary shares outstanding to assume conversion of all dilutive potential ordinary shares.

MANAGEMENT DISCUSSION AND ANALYSIS

Review of Financial Performance

The Group recorded a turnover of approximately HK\$56,295,000 for the three months ended 30 June 2011, representing an increase of 34% when compared to the corresponding period in the last fiscal year. The increase was mainly due to a rise in revenue generated from computer services.

The direct costs were increased to approximately HK\$11,526,000 from approximately HK\$7,473,000 compared with the same period last year. The decrease in gross profit margin was mainly due to an introduction of mining services.

Administrative expenses made an increase of 32% to approximately HK\$22,768,000 compared to approximately HK\$17,229,000 in 2010. The increase was mainly due to a rise in the costs from mining and computer services.

The profit attributable to equity holders of the Company for the three months ended 30 June 2011 was approximately HK\$11,679,000, a decrease of HK\$4,944,000 or less than 30% as compared with the corresponding period in the last fiscal year. The lower profit figure was mainly due to an introduction of mining services and increase in administrative expenses and finance costs incurred as compared with the corresponding period in the last fiscal year.

Business Review

For the period under review, the demand for natural resources is increasing due to the new plan of buying Treasuries implemented by the U.S Federal Reserve which stimulates the inflation rate. Hence, the price of iron is increasing while the Group is focusing on mining business. Prior to 2008, the Group was principally engaged in investment holding, hotel services and computer software solution. The acquisition of Gold Track Mining and Resources Limited, and Gold Track Coal and Mining Limited were completed on 17 July 2009 and 1 March 2010 respectively. They were located in the city of Solok, Sumatera Province and the city of Endes, East Nusa Tenggara Province. On 27 March 2011, the Group acquired 35% of Yuet Sing Group Limited (“Yuet Sing”) as associates. Yuet Sing holds 100% of Risheng Century (Hubei) Mining Company Limited, which is engaged in vanadium mining and exploitation at Jingyang town, Jianshi County, Hubei Province, PRC. These will provide a great potential for the business growth as the Group is able to step into the natural resources business.

Following the acquisition of Loyal King Investments Limited and its subsidiaries (the “Loyal King Group”), the Group is able to explore into the development of entertainment and gaming activities. With the strong and competent information technology staff of the Loyal King Group, the Group is able to maintain a stable income from the business.

The operation of the resort hotel in Cagayan, the revenue generated from resort hotel is very stable and it gives a very promising return to the Group.

At the end of the last financial year, both mines have completed in setting up all necessary machineries and stable income will be expected in the coming year.


On 27 March 2011, the Group acquired 35% of Yuet Sing Group Limited (“Yuet Sing”). Yuet Sing holds 100% of Risheng Century (Hubei) Mining Company Limited, which is engaged in vanadium mining and exploitation at Jingyang town, Jianshi County, Hubei province, PRC. Details of the Sale and Purchase Agreement are set out in the announcement. The mining which is estimated to have approximately 1,205 tons of measured and 54,000 tons of indicated resources for Vanadium Pentoxide (V_2O_5), and 34,000,000 tons of indicated resource for SiO_2 according to a technical report prepared by SRK Consulting China Ltd. (“SRK”) (the “Technical Report”).

Prospects

The major business activities of the Group include hotel resort, information technology service and mining during the period.

The Group continues to operate and allocate resources to hotel and information technology service as they can provide income to the group.

Mining business is another business which the Group intends to allocate more resources to develop. During the past year, this section of business expanded significantly after acquisition of two mines in Indonesia. Through the operation of mining industry requires high technology and a lot of capital investment, the Group has employed experts from China to run the mines and also appointed executive director, Ms. Yeung So Lai, who has solid experience and expertise in mining industry to manage the operation. The Group also appointed an independent director who is also an expert in mining to advise the board of directors on this aspect. The management is looking forward to having a great improvement in both revenue and profit margin contribution to the Group.



Owing to the fact that we have the necessary expertise in mining business, the management may consider increasing its percentage of shareholding of the vanadium mine in China.

Liquidity and Financial Resources

As of 30 June 2011, the Group's net assets increased to approximately HK\$1,575,578,000 from net assets of approximately HK\$1,565,581,000 as of 31 March 2011. The cash and bank balances as of 30 June 2011 was approximately HK\$148,209,000, representing an increase of approximately 1% when compared with the balance as of 31 March 2011. During the three months ended 30 June 2011, the Group's operation was mainly financed by the internal financial resources of the Group.

Charges on Group Assets

As of 30 June 2011, plant and equipment of the Group with net book value of approximately HK\$84,000 was held under finance lease (2010: HK\$174,000).

Contingent Liabilities

As of 30 June 2011, the Group had no contingent liabilities.

Foreign Exchange Exposure

The income and expenditure of the Group were denominated in Hong Kong dollars, Indonesian Rupiah, PESO and Renminbi, the impact of foreign exchange exposure of the Group were considered minimal. Hence, no hedging or the arrangements to reduce the currency risk have been implemented.

Employee Information

The total number of employees was 369 as of 30 June 2011 (2010: 526), and the total remuneration for the three months ended 30 June 2011 was approximately HK\$8,971,000 (2010: HK\$8,724,000). The Group's remuneration policy for senior executives is basically performance-linked. Staff benefits, including medical coverage and mandatory provident fund, are also provided to employees where appropriate. Discretionary bonus is linked to performance of the individual specific to each case. The Group may offer options to reward employees who make significant contributions and to retain key staff pursuant to the share option scheme of the Group. The remuneration policy of the Group is reviewed and approved by the Remuneration Committee as well as by the Board.

DIRECTORS' AND CHIEF EXECUTIVES' INTERESTS IN SHARE CAPITAL

As of 30 June 2011, the interests and short positions of the Directors and chief executive of the Company in the shares, underlying shares and debentures of the Company or any of its associated corporations (within the meanings of Part XV of the Securities and Futures Ordinance (the "SFO")) as recorded in the register required to be kept by the Company under section 352 of the SFO, or as required, pursuant to Rules 5.46 to 5.66 of the GEM Listing Rules, to be notified to the Company and the Stock Exchange were as follows:

(1) Long positions in the shares of the Company

Ordinary share of HK\$0.04 each of the Company

Name of Director	Nature of interests	Number of ordinary shares held	Capacity	Percentage of issued shares
Mr. Chau Cheuk Wa	Corporate (Note)	271,655,000	Interest of a controlled corporation	29.29%
Mr. Lee Chi Shing, Caesar	Personal	500,000	Beneficial owner	0.05%

Note: These ordinary shares are held by First Cheer Holdings Limited. First Cheer Holdings Limited is beneficially owned as to 50% by Mr. Chau Cheuk Wa, as to 50% by Mr. Cheng Ting Kong.

(2) Long positions in the underlying shares of the Company

Pursuant to the new share option scheme adopted by the Company on 5 December 2006 (the “New Scheme”), several Directors in the capacity as beneficial owner were granted share options to subscribe for shares of the Company, details of which as at 30 June 2011 were as follows:

Name of Director	Date of grant	Number of share options	Exercised during the year	Share option lapsed	Exercise price of share options HK\$	Exercise period		Number of options outstanding as at 30 June 2011
						from	until	
Mr. Chau Cheok Wa	25/11/2010	910,000	—	—	1.54	25/11/2010	24/11/2020	910,000
Ms. Cheng Mei Ching	9/2/2010	8,300,000	—	—	0.9	9/2/2010	8/2/2020	8,300,000
	25/11/2010	9,150,000	—	—	1.54	25/11/2010	24/11/2020	9,150,000
Mr. Lee Chi Shing, Caesar	19/8/2008	8,380,000	—	—	1.14	19/08/2008	18/08/2018	8,380,000
	9/2/2010	8,300,000	—	—	0.9	9/2/2010	8/2/2020	8,300,000
	25/11/2010	9,150,000	—	—	1.54	25/11/2010	24/11/2020	9,150,000

Save as disclosed above, during the three months ended 30 June 2011, the company grant new share options at 25 November 2010 for the Directors or their respective associates to subscribe for shares of the Company and had not been exercised such rights.

Save as disclosed above, during the three months ended 30 June 2011, none of the Directors or Chief Executive of the Company has any interests or short positions in the shares, underlying shares and debentures of the Company or any of its associated corporations (within the meaning of Part XV of the SFO) as recorded in the register required to be kept under section 352 of the SFO or as otherwise notified to the Company and the Stock Exchange pursuant to Rules 5.46 to 5.66 of the GEM Listing Rules.

DETAILS OF SHARE OPTIONS GRANTED BY THE COMPANY

Under the terms of the New Scheme adopted by the Company on 5 December 2006, the board of Directors is authorized, at its absolute discretion, to grant options to employee (including any executive and non-executive director), proposed employee, consultant, adviser, agent, contractor, customer or supplier of any member of the Group, to subscribe for shares in the Company.

The operation of the old share option scheme was terminated on 5 December 2006, upon the approval of shareholders at the extraordinary general meeting held on 5 December 2006. Under the old share option scheme, no share option was outstanding as of 30 June 2011 and no share option was granted or exercised during the three months ended 30 June 2011.

As of 30 June 2011, details of share options outstanding were as follows:

Date of grant	Number of share options			Exercise period of share options	Exercise price of share options HK\$
	At 1 April 2011	Exercised during the period	At 30 June 2011		
13/08/2007	17,450,000	—	17,450,000	13/8/2007 to 12/8/2017	0.76
17/08/2007	9,600,000	—	9,600,000	17/8/2007 to 16/8/2017	0.72
21/08/2007	9,600,000	—	9,600,000	21/08/2007 to 20/08/2017	0.69
19/08/2008	66,430,000	—	66,430,000	19/08/2008 to 18/08/2018	1.14
27/08/2008	4,800,000	—	4,800,000	27/08/2008 to 26/08/2018	1.16

Date of grant	Number of share options			Exercise period of share options	Exercise price of share options HK\$
	At 1 April 2011	Exercised during the period	At 30 June 2011		
16/12/2009	49,800,000	—	49,800,000	16/12/2009 to 15/12/2019	0.74
09/02/2010	16,600,000	—	16,600,000	09/02/2010 to 08/02/2020	0.90
25/11/2010	47,570,000	—	47,570,000	25/11/2010 to 24/11/2020	1.54
07/12/2010	9,150,000	—	9,150,000	07/12/2010 to 06/12/2020	1.74
	231,000,000	—	231,000,000		

DIRECTORS' RIGHT TO ACQUIRE SHARES

Save as disclosed above, at no time during the period were rights to acquire benefits by means of the acquisition of shares in or debentures of the Company or other body corporate granted to any Directors or their respective associates, or were any such rights exercised by them; or was the Company, its holding company, or any of its subsidiaries a party to any arrangement to enable the Directors, their respective associates to acquire such rights in any other body corporate.

DIRECTORS' INTERESTS IN CONTRACTS

No contracts of significance to which the Company, its holding companies or any of its subsidiaries was a party and in which a director of the Company or any of its subsidiaries had a material interest, whether directly or indirectly, subsisted at the end of the period or at any time during the period.

SUBSTANTIAL SHAREHOLDERS' INTERESTS IN SHARES AND UNDERLYING SHARES

So far as is known to any Directors or Chief Executives of the Company, as at 30 June 2011, the following person or corporations had equity interests or short positions in the shares or underlying shares of the Company as recorded in the register required to be kept under section 336 of Part XV of the SFO and/or were directly or indirectly interested in 5% or more of the issued share capital carrying rights to vote in all circumstances at general meetings of the Company:


Long positions in the shares of the Company

Ordinary share of HK\$0.04 each of the Company

Name of Shareholders	Nature of interests	Number of ordinary shares held	Capacity	Percentage of issued shares
First Cheer Holdings Limited (Note 1)	Corporate	271,655,000	Beneficial owner	29.29%
Cheng Ting Kong (Note 1)	Corporate	271,655,000	Interest of a controlled corporation	29.29%
Chau Cheok Wa (Note 1)	Corporate	271,655,000	Interest of a controlled corporation	29.29%
Raywell Holdings Limited (Note 2)	Corporate	120,185,000	Beneficial owner	12.96%
Yeung Hak Kan (Note 2)	Corporate	120,185,500	Interest of a controlled corporation	12.96%

Notes:

1. First Cheer Holdings Limited is beneficially owned as to 50% by Mr. Cheng Ting Kong and as to 50% by Mr. Chau Cheok Wa. Accordingly, both Mr. Cheng Ting Kong and Mr. Chau Cheok Wa are deemed under the SFO to be interested in the 271,655,000 shares beneficially owned by First Cheer Holdings Limited.
2. Raywell Holdings Limited is wholly and beneficially owned by Mr. Yeung Hak Kan. Accordingly, Mr. Yeung Hak Kan is deemed under the SFO to be interested in the 120,185,000 shares beneficially owned by Raywell Holdings Limited.



Save as disclosed above, as at 30 June 2011, the Company was not notified of any other relevant interests or short positions in the shares or underlying shares in the Company as recorded in the register required to be kept by the Company under section 336 of Part XV of the SFO.

PRE-EMPTIVE RIGHTS

There are no provisions for pre-emptive rights under the Company's Articles of Association, or the laws of the Cayman Islands, which would oblige the Company to offer new shares on a pro rata basis to existing shareholders.

COMPETITION AND CONFLICT OF INTERESTS

None of the Directors, the management shareholders or the substantial shareholders of the Company, or any of their respective associates (as defined in the GEM Listing Rules), has engaged in any business that competes or may compete with the business of the Group or has any other conflict of interests with the Group.

AUDIT COMMITTEE

The Company set up an audit committee ("Audit Committee") on 29 November 2000 with written terms of reference in compliance with the GEM Listing Rules for the purpose of reviewing and providing supervision over the financial reporting process and internal controls of the Group. During the period under review, the Audit Committee comprised four members, Mr. Poon Lai Yin, Michael, Mr. Tou Kin Chuen, Mr. Chan Tin Lup, Trevor and Mr. Wang Zhigang, all of them are independent non-executive Directors and Mr. Poon Lai Yin, Michael was appointed as the chairman of the Audit Committee. The results for the three months ended 30 June 2011 were reviewed by the Audit Committee.

REMUNERATION COMMITTEE

According to the Code on Corporate Governance Practices, the Company established its remuneration committee ("Remuneration Committee") on 18 March 2005. During the period under review, the Remuneration Committee comprised four members, Mr. Poon Lai Yin, Michael, Mr. Tou Kin Chuen, Mr. Chan Tin Lup, Trevor and Mr. Wang Zhigang, all of them are independent non-executive Directors and Mr. Chan Tin Lup, Trevor was appointed as the Chairman of the Remuneration Committee.

The principal responsibilities of the Remuneration Committee include making recommendations to the Board on the Group's policy and structure in relation to the remuneration of Directors and senior management and reviewing the specific remuneration packages of all executive Directors and senior management by reference to corporate goals and objectives resolved by the Board from time to time.

CODE OF CONDUCT REGARDING SECURITIES TRANSACTIONS BY DIRECTORS

During the period under review, the Company continued to adopt a code of conduct regarding securities transactions by Directors on terms no less exacting than the required standard of dealings as set out in Rules 5.48 to 5.67 of the GEM Listing Rules. The Company had also made specific enquiry of all Directors and the Company was not aware of any non-compliance with the required standard of dealings and its code of conduct regarding securities transactions by the Directors.

CORPORATE GOVERNANCE

The Company has complied with the code provisions set out in the Code on Corporate Governance Practices under Appendix 15 to the GEM Listing Rules throughout the three months ended 30 June 2011.

PURCHASE, REDEMPTION OR SALE OF LISTED SECURITIES

Neither the Company, nor any of its subsidiaries purchased, redeemed or sold any of the Company's listed securities during the period under review.

BOARD OF DIRECTORS

As at the date of this report, the Board comprises four executive Directors, namely, Mr. Chau Cheok Wa, Ms. Yeung So Lai, Ms. Cheng Mei Ching and Mr. Lee Chi Shing, Caesar and four independent non-executive Directors, namely, Mr. Poon Lai Yin, Michael, Mr. Chan Tin Lup, Trevor, Mr. Tou Kin Chuen and Mr. Wang Zhigang.

By order of the Board
Sun International Group Limited
Chau Cheok Wa
Chairman

Hong Kong, 5 August 2011